

RHINO RESOURCE CENTER

www.rhinoresourcecenter.com

NEWSLETTER #52 SEPTEMBER 2018

Dear colleagues and friends,

This is the 52nd issue of the quarterly e-newsletter of the Rhino Resource Center. Edited by [Dr Kees Rookmaaker](#).

The total number of references in the collection of the RRC now stands at **22,850**. This is an increase of 213 items in the last quarter. Over 22,570 references are **available** as PDF on RRC website



**SUPPORT the RRC
CLICK ON RHINO**

IN THIS ISSUE:

This is how you can help	p.2
For authors and photographers	p.3
Searching a publisher	p.2
Documenting South Asia's Rhinos	p.4
Story of India's Unicorn	p.5
IRF Research Proposals 2018	p.6
How the rhino got his wrinkly skin	p.7
Our sponsors	p.8
Contents of the RRC website	p.9
New Literature	
General	p. 10
Asian	p. 12
African	p. 11
Fossil	p. 13
Contact Information	p. 16

The Rhino Resource Center is a Charity (Registered KvK Utrecht 30185802)
Board Members: Tineke van Strien, Prof. Robert Visser, Dr. Kees Rookmaaker
Founding Chairman: Dr. Nico J. van Strien



OUR EXECUTIVE TEAM

Director and Chief Editor: Kees Rookmaaker
Database Maintenance & Web Design: Willem J. van Strien

SPECIALIST EDITORS:

Emmanuel Billia (Italy) Dan Ziegler (USA)
Michael Amend (Germany) Jim Monson (France)
Athanasios Athanassiou (Greece)

... AND THIS IS HOW YOU CAN HELP ...

Are you an Author ?

Are you a Publisher's Representative ?

Then surely you want other people to read what you have written.
Look on [p.3](#) and reveal the next step.

Do you have a camera ?

Have you seen a rhinoceros in the zoo or in the wild ?

You can share on Facebook, but why not archive forever?
Look on [p.3](#) and reveal the next step.

Do you know about my project

to document the rhinoceros of South Asia ?

It's going to be epic, the groundwork is done ...
Look on [p.4](#) and see if you can help.

Do you represent a publisher ?

Are you interested in the best animal history ?

My next book on the rhinoceros of South Asia needs a publisher who can help to produce a book that will help to keep the information for future generations. It's a bold project, not unmatched, but certainly worth anybody's time. Not easy, dealing with old texts, illustrations, maps, references, footnotes. And probably, nobody is going to be rich financially, but there is always hope that we will have managed to keep our past alive.

Anybody with some interest, let's talk. You can help.





HOW TO COLLABORATE : AUTHORS AND PUBLISHERS

You have just been through the editor’s mills of difficult demands, you have done it – produced another piece of sound advice, good scholarship, practical knowhow. Then surely you want all your colleagues and the interested public to read it.

When there is a rhinoceros in your text, it’s easy. Send me the information about your work in an email (rhinorrc@gmail.com) and the reference will appear on the RRC website (with permission, together with PDF or just an abstract). Potentially thousands of people see this, and all those people have interests similar to yours.

Yes, we would prefer your work to have been published in a book or journal or magazine or newspaper – but also blogs, conference posters, workshop abstracts, internal (but not confidential) reports, theses, dissertations – the sky is the limit.

How easy can it be? How helpful is it to your colleagues?

HOW TO COLLABORATE : PEOPLE WITH A CAMERA

You have just taken the best ever photograph of a rhinoceros – in a zoo, or in a national park, or in a museum. Posted on facebook, done.

Why not share with the world. All we need is a jpeg, and a short description with especially place and date, name of photographer if possible. Eternal fame.

It’s really that easy ! Others will want to see what you did !



This poster of the Madrid Rhinoceros (1579-1586) by Philippe Galle is in the collection assembled by Ulysse Aldrovandi, preserved and curated in the University of Bologna. A rare copy – see under this [link](#).



Can you help: documenting rhinoceros in South Asia

There is a little description of my project below. I have lots of data, thousands of references, over a thousand photographs, all sort of great stuff, much unknown. It's about the rhinoceros, which of the three species used to live in which areas. That is a great challenge because so many data are lost, and the animals have long gone. But it's also about the people interacting with the rhinoceros. Mughal emperors and Maharajahs keeping rhinos in their parks – rulers and army officers and locals hunting them in inaccessible places – conservationists involved in difficult decisions how best to preserve the animals – people on the ground struggling and sometimes killed – authors who have highlighted the animal's needs in magazines and learned books – animal dealers who have brought early specimens to the public outside their range. Much is known, but what is hiding in attics, museum stores, archives, both public and private.

*Seen something interesting – it's easy to write an email (rhinorrc@gmail.com)
! I expect the unexpected !*



Lady Curzon, 1900 – [here](#) is more information

CHRONICLES OF THE RHINOCEROS IN SOUTH ASIA

My project to review and archive the historical information on the interaction between men and rhinoceros in the South Asian subcontinent is still in investigation phase. There is much amazing information in all kinds of publications, as well as data on rhino trophies and specimens in museums and private collections. I am particularly excited about some of the older artwork and photographs which can still be found.

There is always more to find, so here is my request to all readers:

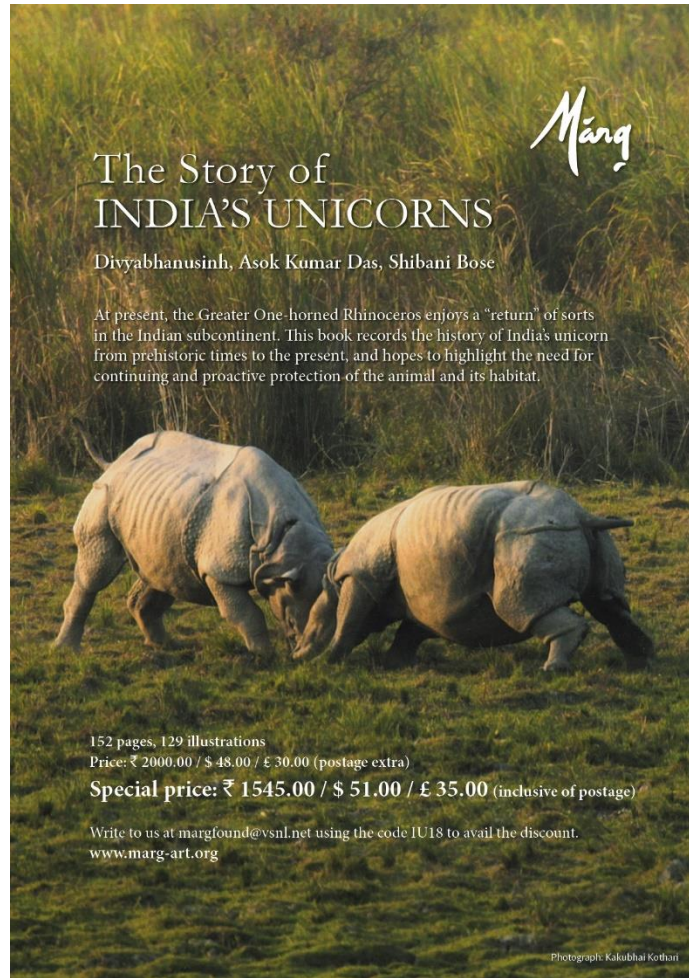
- ☺ To help with pictures of any rhinoceros in art or alive in Indian subcontinent
- ☺ Historical photographs of rhinos hunted or seen before 1970
- ☺ Data on trophies and specimens in museums and private collections

And I am still looking for

- ☺ Assistance in designing new maps of distribution
- ☺ Suggestions for a publisher able to design and produce an outstanding book.

All contributions are always welcome

Kees Rookmaaker – May 2018




THE STORY OF INDIA'S UNICORNS

Marg Publications of Mumbai, India has recently released their new "Story of" book on the Unicorn of India – which is a disguise of the Indian Rhinoceros, *Rhinoceros unicornis*, which people now like to call the Greater one-horned rhino. For those interested in the history of the rhinoceros in India proper, from very early times through Mughal ages and the British colonial period to the present, there is much good material in this book. Very well produced, for a very reasonable price, it has many colour figures of rhinos in art and in the wild. The text too is well worth taking the time to read.

Chapters: India's Unicorns by Divyabhanusinh - Before the Written Word by Shibani Bose - A Search through Antiquity by Shibani Bose - The Unicorn and the Great Mughals by Asok Kumar Das - At Large in Art and Culture by Asok Kumar Das - Under the British and Beyond by Divyabhanusinh - Resurrection of the Unicorn by Divyabhanusinh.

For the special offer price, write to margfound@vsnl.net with code IU18.

Website: www.marg.art.org



International Rhino Foundation 2018 REQUEST FOR RHINO RESEARCH PROPOSALS

The International Rhino Foundation (IRF) is requesting proposals for research that is directly applicable to management, propagation, and conservation of rhinoceros species under intensive protection and management in the wild or maintained ex situ. Proposals for research involving any scientific discipline(s) can be submitted and must directly address one of the targeted IRF research priorities below. These priorities include a subset of those developed at the Science Workshop on Best Practice Rhino Management across Southern Africa earlier this year and at the AZA Rhino Research Council 2018 meeting. These priorities were chosen because they address some of the greatest challenges faced today in maintaining healthy, self-sustaining rhino populations that will survive well into the future.

Research Priority Target Areas

Only proposals addressing the following will be considered. Examples provided are meant to be illustrative, indicating a possible range of research topics.

1. *Improving rhino population monitoring and/or tracking*, for example, • Testing and developing improved tools and technology for monitoring and tracking rhinos in situ. • Testing and developing improved tools and technology for monitoring and tracking rhinos in large ex situ areas. • Exploration of alternative low-power, long-range systems to track rhinos and integrate anti-poaching data. • Developing and testing systems/technologies to identify individual rhinos, particularly from camera trap data.
2. *Desk study documenting information on Sumatran rhino captures and translocations in the 1980s*. The ecology and sociobiology of Asian rhinos differs vastly from that of the African species. Primarily, anecdotal data are available on Sumatran rhino captures from the 1980s. A desk study documenting information and lessons learned from the captures in the 1980s would be a useful first step to lay the groundwork for future Sumatran rhino search and rescue efforts.
3. *Economic analysis of rhino conservation*, for example, • What economic values do rhinos contribute to national economies? • How much do rhinos serve as proxy indicators for ecosystem processes and other components of natural capital and what are the economic implications arising from this? • How much does rhino conservation cost (in a set of study sites) over and above the basic per-area protection costs that need to be met for a typical spectrum of other wildlife species in protected areas (private and state) in Africa? • What economic stimuli could be applied to achieve extensive in-situ range expansion options in areas which depends on small land units being induced to merge with larger ones, such as South Africa?
4. *Determination of the conservation value of different rhino populations*, for example, • Establishing an objective way (including genetic and demographic factors) to ascertain a new or amended conservation value index for selected rhino populations. • Determining what is happening in terms of genetic exchange between small, privately-owned groups of black and white rhinos in South Africa and recommendations for future mechanisms. • Reviewing the effects of any age/sex skewing, derivation of trend data on inbreeding coefficients to help provide guidelines for the IUCN/SSC African Rhino Specialist Group to amend current classifications (“Key”, “Important”, to also include “Marginally viable,” “Non-viable”, etc.).
5. *Investigating important factors affecting health, well-being and reproduction ex situ*, for example • Epidemiology of health issues in the browsing rhino species • Iron overload disorder (significance, detection, treatment, prevention) • Reproductive dysfunction (stillbirths, acyclicity, anovulation, pregnancy loss) • Impacts and control of obesity/over conditioning • Factors impacting animal well-being and long-term welfare (could also apply to wild rhinos recovering from traumatic injuries/orphans) • Nutritional analysis of food plants most frequently fed to Sumatran rhinos at the Sumatran Rhino Sanctuary in Way Kambas National Park, including daily food consumption comparison of food plants consumed by SRS rhinos.



IRF Rhino Research Proposals - continued

** Grant funding awarded for Priority Target Areas 1, 3, and 4 will be eligible for IRF's Mark Hopkins Schell Research Award (up to \$50,000 each for two winning proposals).

For more information about Mark Hopkins Schell, please see

<https://intlrhinofoundation.wordpress.com/2018/02/01/international-rhinofoundation-announces-generous-bequest-from-mark-hopkins-schell/>

Student Project Proposals

In addition, the IRF is soliciting student project proposals to provide seed money for students entering the field of rhino conservation research. Student project costs separately from the proposals submitted by established scientists. A minimum of three (3) grants will be awarded to student projects.



Application Timeline

Proposals must be received by midnight Eastern Standard Time, 12 November 2018 and must follow the requested format to be considered for support. Proposals should be sent to c.sieffert@rhinos.org. (If an applicant believes his/her proposal idea is outstanding but does not address the priorities listed below, they can submit an explanation of the idea in 250 words or less to c.sieffert@rhinos.org by 15 August 2018. If approved after review, the applicant be invited to submit a proposal.) Projects selected for funding will be announced in January 2019.

“HOW THE RHINOCEROS GOT HIS WRINKLY SKIN”

I was interested this month to find some details on the neat website of the Kipling Society: http://www.kiplingsociety.co.uk/rg_rhino1.htm

Earlier I had found that the famous story about the rhino's skin by Rudyard Kipling (1865-1935) had first appeared as part of the *Just So Stories* in 1902. But in fact, with a slightly different title, it was published already in February 1898 for the young readers of *St. Nicholas* – and this publication is helpfully scanned and available on archive.org. This early effort was illustrated by Kipling's friend Oliver Herford (1863-1935).





OUR SPONSORS

The board and staff of the Rhino Resource Center gratefully acknowledge the support of our main sponsors:



SOS RHINO



INTERNATIONAL RHINO FOUNDATION



SAVE THE RHINO



rhinocarhire.com

RHINO CARHIRE

We are grateful to all individuals who show their appreciation by their donation. Thank you very much.

*The Rhino Resource Center is a registered charity.
We need your assistance to provide our service to all rhino lovers worldwide.*



CONTENTS OF THE RHINO RESOURCE CENTER

The development of the Rhino Resource Center is shown in the table here.

RRC	2017 Sept	2017 Dec	2018 March	2018 June	2018 Sept	ANNUAL INCREASE
References	21,550	22,130	22,465	22,635	22,850	+ 1300
PDF files	21,265	21,850	22,200	22,375	22,578	+ 1313
Images	3,995	4,040	4,085	4,115	4,162	+ 167


I thank everybody who has helped us by sending copies of books and papers.

All contributions are [acknowledged on the website](#).

DONATIONS TO THE RRC

It is really very easy. No problem to the audience of the RRC. To show appreciation of our work and to make future contents even better, a small donation goes a long way. Visits to libraries are no longer necessary, just think of the expensive time gained and research results improved. The button leads to a page with instructions.

[DONATE HERE](#)



The Rhino Resource Center is an essential tool for

- 🐾 Information and image supply to media
- 🐾 Academic research in biology, conservation studies, art history
- 🐾 Education in primary, secondary and tertiary levels
- 🐾 Conservation of rhinos both *in-situ* and *ex-situ*
- 🐾 Latest information supply of all rhino-related projects
- 🐾 Information on all the latest conservation efforts
- 🐾 All the historical and most current literature.

YES, YOU CAN HELP:

- 🐾 Authors of books, papers and reports can send us a copy after publication.
- 🐾 We are always looking for images of all rhinos in books and in the wild
- 🐾 We aim to include a picture of every rhino ever kept in captivity
- 🐾 Contribute a message to our blog and get into contact with others
- 🐾 Place a link on your website to the RRC which will be reciprocated
- 🐾 Give us a DONATION when you feel the RRC has helped your work.



NEW LITERATURE (finalized 31 August 2018)

In this quarter (June to August 2018), we have added 213 new references, to bring the total number of items in the database to **22,850**.

Of these, 22,578 or 99 percent are available as PDF and searchable.


Below I have listed new entries published in the 21st century in four categories: General (all species), African rhinos, Asian rhinos and Fossil rhinos.

**Most additions are available on the website.
Search for them on the RRC, it's easy.**

Always check the [RRC website](#) first, many papers are available there.

NEW GENERAL PUBLICATIONS

- Cheung, H.; Mazerolle, L.; Possingham, H.P.; Biggs, D., 2018. Medicinal use and legalized trade of rhinoceros horn from the perspective of traditional chinese medicine practitioners in Hong Kong. *Tropical Conservation Science* 11: 1-8.
- Conover, R., 2018. Circus waggon: rhinoceros tableau. Blog on www.circuswaggon.org: pp. 1-3.
- Crookes, D.J., 2018. Does a reduction in the price of rhino horn prevent poaching? *Journal for nature conservation* 39: 73-82.
- Ewart, K.M.; Frankham, G.J.; MacEwing, R.; Dang Tat The; Hogg, C.J.; Wade, C.; Lo, N.; Johnson, R.N., 2018. A rapid multiplex PCR assay for presumptive species identification of rhinoceros horns and its implementation in Vietnam. *PLoS One* 13 (6):e0198565. doi.org/10.1371/journal.pone.0198565: 1-10.
- G.E.F., 1931. The rhinoceros - his spots. *Kipling Journal* no. 18: 50.
- Gross, M., 2018. Last call to save the rhinos. *Current Biology* 28 (1): r1-r3.
- Harten, E.C., 2017. Rhinoceros horn libation cup. *Wonders of Nature and Artifice (The Cupola: Scholarship at Gettysburg College)* 1: 1-10.
- Heynsbergen, P. van, 1990. Internationaalrechtelijke bescherming van de neushoornachtigen. *Milieu en Recht* 1990 (4): 158-165.
- Huebschle, A.; Shearing, C., 2018. *Ending wildlife trafficking: Local communities as change agents*. London, The Global Initiative against Transnational Organized Crime: pp. 1-47.
- International Rhino Keeper Association, 2017. Rhino Conservation Calendar. Yulee, IRKA, pp. 1-28.
- IRF - International Rhino Foundation, 2018. 2018 request for rhino research proposals. Proposals invited by IRF.
- Mouritzen, P., 2005. De dvaerge der rider pa horn, eller Kunsten at synge andre sange. *Passage - Tidsskrift for litteratur og kritik* 20 (52): 75-76.
- Robin des Bois, 2018. Information sur braconnage des rhinoceros. *A La Trace* (Bulletin d'information et d'analyses sur le braconnage et la contrebande d'animaux) no.21: 73-81.
- Robin des Bois, 2018. Notes on rhinoceros poaching. *On the Trail* (Information and analysis bulletin on animal poaching and smuggling) no.21: 73-81.
- Tait, P., 2016. Travelling menageries, animal acts and war shows. In: *Fighting nature*. Sydney University Press, pp. 67-102.



NEW PUBLICATIONS ON AFRICAN RHINOS

- Anonymous, 2018. Dame Daphne Sheldrick. *Times (London)* 28 April 2018: 82.
- Anonymous, 2018. White-knuckle rhino calves. *Wild Talk: Cotswold Wildlife Park & Gardens* 2018: 1.
- Anonymous, 2018. World's last male northern white rhino dies. *Newsletter of the East African Wildlife Society* April 2018: 1-2.
- Brink, F.van den, 1972. Postcard advertising the capture of white rhinoceros in South Africa. Postcard.
- Cerling, T.E.; Andanje, S.A.; Gakuya, F.; Kariuki, J.M.; Kariuki, L.; Kingoo, J.W.; Khayale, C.; Lekolool, I.; Macharia, A.N.; Anderson, C.R.; Fernandez, D.P.; Lihai Hu, Thomas, S.J., 2018. Stable isotope ecology of black rhinos (*Diceros bicornis*) in Kenya. *Oecologia* 187 (4): 1095-1105.
- Gerard, M.P.; Glyphis, Z.G.; Crawford, C.; Blikslager, A.T.; Marais, J., 2018. Identification of a nasoconchal paranasal sinus in the white rhinoceros (*Ceratotherium simum*). *Journal of Zoo and Wildlife Medicine* 49 (2): 444-449.
- Gustafson, K.; Sandstrom, T.; Townsend, L., 2018. The Bush War to save the rhino: improving counter-poaching through intelligence. *Small Wars & Insurgencies* 29 (2): <https://doi.org/10.1080/09592318.2018.1435220>.
- Hermes, R.; Hildebrandt, T.B.; Goerlitz, F., 2018. Cryopreservation in rhinoceros—Setting a new benchmark for sperm cryosurvival. *PLoS One* 13 (7): e0200154. <https://doi.org/10.1371/journal.pone.0200154>.
- Hildebrandt, T.B.; Hermes, R.; Colleoni, S.; Diecke, S.; Holtze, S.; Renfree, M.B.; Stejskal, J.; Hayashi, K.; Drukker, M.; Loi, P.; Goerlitz, F.; Lazzari, G.; Galli, C., 2018. Embryos and embryonic stem cells from the white rhinoceros. *Nature Communications* 9:2589 - DOI: 10.1038/s41467-018-04959-2: 1-10.
- Hooyberg, E.H., 2018. Validation of a point-of-care clinical chemistry analyser generation of clinical chemistry reference intervals and evaluation of serum protein electrophoresis in the southern white rhinoceros *Ceratotherium simum simum*. Thesis presented to the University of Pretoria.
- Izquierdo, J. de Carlos, 2018. Swans, elephants, jellyfish and rhinos: international relations and their animals. *Comillas Journal of International Relations* 121001-008: 1-8.
- Jeon, M.; Mama, K.R.; Zuba, J.R.; Lamberski, N.; Oosterhuis, J.E.; Clancy, M.M.; Delk, K.W.; Kinney, M.E.; Morris, P.J.; Olea-Popelka, F., 2017. Evaluation of blood gas values in anesthetized southern white rhinoceros (*Ceratotherium simum*) ventilated with a novel demand ventilator in a zoological park setting. *Journal of Zoo and Wildlife Medicine* 48 (4): 1016-1025.
- Kouzas, C., 2018. Militarized conservation and the struggle to save South Africa's rhinos. *Journal of Political Studies* 20: 46-60.
- Law, P.R.; Fike, B., 2018. Testing 'Proportion of Females Calving' as an indicator for population-level reproductive performance for black rhinoceros (*Diceros bicornis*). *PeerJ* 6:e5430 <https://doi.org/10.7717/peerj.5430>: 1-13.
- Marneweck, C.; Juergens, A.; Shrader, A.M., 2018. The role of middens in white rhino olfactory communication. *Animal Behaviour* 140: 7-18.
- Martin, E.B., 2009. China's growing ivory demand kills more elephants. *Swara* 32 (3): 36-38, 3 figures.
- Patton, F., 2018. The battle over Sudan - a taxonomic war. *Swara* July-September 2018: 42-45.
- Project Rhino, 2018. Half year newsletter. Durban, pp. 1-14.
- Reynolds, R.J., 2018. Northern white rhino - male "Bill" - kills male Bongo "Thiga", National Zoological Park, 26 February 1971. Unpublished story distributed to friends and family, pp. 1-3.



African Rhinos – continued

- Trendler, K., 2015. Every calf counts – the continental ties in rhino rehabilitation. *African Conservation Telegraph* 9 (2): 1-3.
- Ververs, C., 2018. Breeding on the brink of extinction: what can we learn from game-ranched white rhinoceroses (*Ceratotherium simum simum*). Thesis presented to the University of Ghent, Belgium, pp. 1-208.
- Wojtusik, J.; Roth, T.L., 2018. Investigation of factors potentially associated with serum ferritin concentrations in the black rhinoceros (*Diceros bicornis*) using a validated rhinoceros-specific assay. *Journal of Zoo and Wildlife Medicine* 49 (2): 297-306.

NEW PUBLICATIONS ON ASIAN RHINOS

- Anonymous, 2017. Awesome Assam. *Adventure & Wildlife* 2 (1): 50-74.
- Balmford, A., 2012. Guarding the unicorn: conservation at the sharp end. In: *Wild hope: on the front lines of conservation success*. Chicago University Press, pp. 19-39.
- Basel Zoo; Houwald, F.von; Pagan, O.; Rieches, R., 2017. *International studbook for the greater one-horned or Indian rhinoceros, Rhinoceros unicornis, 31 December 2017*. Basel, Zoologischer Garten, pp. 1-59.
- Borneo Rhino Sanctuary (BRS) Programme, 2017. *Annual report* (no.26): covering the period January-December 2017. Kota Kinabalu, Borneo Rhino Alliance, pp. 1-8.
- Borneo Rhino Sanctuary (BRS) Programme, 2018. Captive management of Sumatran rhinoceros (*Dicerorhinus sumatrensis*): Tabin Wildlife Reserve. [Monthly] February to June 2018. Kota Kinabalu, Borneo Rhino Alliance.
- Bose, S., 2018. Before the written word. In: Divyabhanusinh, Das, A.K. & Bose, S., 2018. *The story of India's unicorns*. Mumbai, Marg Foundation, pp. 33-42.
- Bose, S., 2018. A search through antiquity. In: Divyabhanusinh, Das, A.K. & Bose, S., 2018. *The story of India's unicorns*. Mumbai, Marg Foundation, pp. 45-60.
- Bosi, E.J., 2003. A report on the presence, distribution and population density of Sumatran rhinoceroses (*Dicerorhinus sumatrensis harrissoni*) in Tabin Wildlife Reserve, Sabah, Malaysia. Report to SOS Rhino (Borneo), pp. 1-38.
- Brandt, J.R.; Coevorden de Groot, P.J. van; Witt, K.E.; Engelbrektsson, P.K.; Helgen, K.M.; Malhi, R.S.; Ryder, O.A.; Roca, A.L., 2018. Genetic structure and diversity among historic and modern populations of the Sumatran Rhinoceros (*Dicerorhinus sumatrensis*). *Journal of Heredity* esy019, <https://doi.org/10.1093/jhered/esy019>: (corrected proof).
- Das, A.K., 2018. The unicorn and the great Mughals. In: Divyabhanusinh, Das, A.K. & Bose, S., 2018. *The story of India's unicorns*. Mumbai, Marg Foundation, pp. 63-78.
- Das, A.K., 2018. At large in art and culture. In: Divyabhanusinh, Das, A.K. & Bose, S., 2018. *The story of India's unicorns*. Mumbai, Marg Foundation, pp. 81-96.
- Divyabhanusinh, 2018. India's unicorns. In: Divyabhanusinh, Das, A.K. & Bose, S., 2018. *The story of India's unicorns*. Mumbai, Marg Foundation, pp. 13-30.
- Divyabhanusinh, 2018. Resurrection of the unicorn. In: Divyabhanusinh, Das, A.K. & Bose, S., 2018. *The story of India's unicorns*. Mumbai, Marg Foundation, pp. 116-129.
- Divyabhanusinh, 2018. Under the British and beyond. In: Divyabhanusinh, Das, A.K. & Bose, S., 2018. *The story of India's unicorns*. Mumbai, Marg Foundation, pp. 98-114.
- Divyabhanusinh; Das, A.K.; Bose, S., 2018. *The story of India's unicorns*. Mumbai, Marg Foundation, pp. 1-151.




Asian Rhinos – continued

- Ghatak, S.; Bhutia, P.T.; Mitra, A.; Raha, A.K., 2016. Time series study of rhino habitat and its impact on rhino population in Gorumara National Park through remote sensing technology. *International Journal of Environment, Agriculture and Biotechnology* 1 (3): 328-335.
- Haag, S., 2015. *Echt Tierisch: die Menagerie des Fürsten*. Innsbruck, Schloss Ambras: pp. 1-296.
- Hance, J., 2018. The fragile songs of the Sumatran rhinoceros. *Aramco World* online 2018: 1-10.
- Indian Times, 2018. Repopulation effort in Patlakhawa: after 60 years, rhinos to walk grasslands. *Indian Times* (online) 27 May 2018.
- Islam, Shuja Ul; Islam, Zohra, 2004. *Hunting dangerous game with the Maharajas in the Indian sub-continent*. New Delhi, Himalayan Books, pp. 1-311.
- Pawar, K.A., 2015. An archaeological perspective on rock art from Vidarbha region of Maharashtra. *Bulletin of the Deccan College Research Institute* 75: 63-84.
- Radcliffe, Robin W., 2005. *Hairy rhino's gift of story and dance*. Living Fossil Foundation, pp. 1-24.
- Ray, N.R., 2015. The princely hunt and Kshatriyahood. *Global Environment* 8: 446-472.
- Rimal, S.; Adhikari, H.; Tripathi, S., 2018. Habitat suitability and threat analysis of Greater One-horned Rhinoceros *Rhinoceros unicornis* Linnaeus, 1758 (Mammalia: Perissodactyla: Rhinocerotidae) in Rautahat District, Nepal. *Journal of Threatened Taxa* 10 (8): 11999-12007.
- Sathe, V., 2015. Discovery of a fossil stone bed in the Manjra valley, district Latur, Maharashtra. *Bulletin of the Deccan College Research Institute* 75: 1-16.
- Shrestha, T.J.; Shrestha, S.; Shrestha, A.K., 2017. *Wilderness and diversity of life in Nepal's Chitwan National Park, with ecology and natural history of Nepal's terai parks*. Kathmandu, Bimala Shrestha, pp. 1-380.
- Silwal, T.; Kolejka, J.; Bhatta, B.P.; Rayamajhi, S.; Sharma, B.P.; Poudel, B.S., 2017. When, where and whom: assessing wildlife attacks on people in Chitwan National Park, Nepal. *Oryx* 51 (2): 370-377, 4 figures, 1 table.
- Singh, B.K., 2018. Challenges to overcome threat to rhinoceros in Assam. *My Forest* (Karnataka Forest Department) 54 (2): 17-18.
- Wells, P., 2003. The Sumatran rhinoceros in Way Kambas National Park, Indonesia: a study of a population exposed to catastrophic events. Unpublished report, pp. 1-36.
- Wildlife Trust of India, 2000. Rhino conservation project. *Annual Report of the Wildlife Trust of India* 2000-01: 15.
- Winters, R., 2017. *Exotische dieren in historisch Amsterdam*. Amsterdam, Amsterdam University Press, pp. 1-208.

NEW PUBLICATIONS ON FOSSIL RHINOS

Section edited by Emmanuel Billia, Dan Ziegler and Athanassios Athanassiou.

- Agustí, J.; Vekua, A.; Oms, O.; Lordkipanidze, D.; Bukhsianidze, M.; Kiladze, G.; Rook, L., 2009. The Pliocene-Pleistocene succession of Kvabebi (Georgia) and the background to the early human occupation of Southern Caucasus. *Quaternary Science Reviews* 28: 3275-3280, 5 figs, 1 tab [doi:10.1016/j.quascirev.2009.09.001].



Fossil Rhinos – continued

- Bacon, A.M.; Antoine, P.O.; Huong, N.T.M.; Westaway, K.; Tuan, N.A.; Düringer, P.; Zhao, J.X.; Ponche, J.L.; Dung, S.C.; Nghia, T.H.; Minh, T.T., Son, P.T., Boyon, M., Thuy, N.T.J.K., Blin, A., Demeter, F., 2018. A rhinocerotid-dominated megafauna at the MIS6-5 transition: The late Middle Pleistocene Coc Muoi assemblage, Lang Son province, Vietnam. *Quaternary Science Reviews* 186: 123-141.
- Bai Bin; Wang, Yuan-Qing; Zhang Zhao-Qun, 2017. The late Eocene hyracodontid perissodactyl *Ardynia* from Saint Jacques, Inner Mongolia, China and its implications for the potential Eocene–Oligocene boundary. *Palaeoworld* 27 (2): 247-257.
- Baygusheva, V.S.; Titov, V.V., 2008. The Taman Faunal Complex of large vertebrates of the Azov and Lower Don Regions. In: *Early Paleolithic of Eurasia: New Discoveries*, International Conference Program and Abstracts, Krasnodar–Temriuk, 1–6 September 2008, Rostov-on-Don, pp. 123-124.
- Bellucci, L.; Bona, F.; Corrado, P.; Magri, D.; Mazzini, I.; Parenti, F.; Scardia, G.; Sardella, R., 2014. Evidence of late Gelasian dispersal of African fauna at Coste San Giacomo (Anagni Basin, central Italy) - Early Pleistocene environments and the background of early human occupation in Europe. *Quaternary Science Reviews* 96: 72-85, 10 figs [<http://dx.doi.org/10.1016/j.quascirev.2013.10.011>].
- Blanchon, M.; Antoine, P.O.; Blondel, C.; de Bonis, L., 2018. Rhinocerotidae (Mammalia, Perissodactyla) from the latest Oligocene Thézels locality, SW France, with a special emphasis on *Mesaceratherium gaimersheimense* Heissig, 1969. *Annales de Paléontologie* 104: 217-229.
- Bosinski, G., 2008. Was *Homo georgicus* running away? Reflections on the find-situation at Dmanisi (Georgia). In: *Early Paleolithic of Eurasia - New Discoveries*, International Conference Program and Abstracts, Krasnodar–Temriuk, 1–6 September 2008, Rostov-on-Don: pp. 125-126.
- Conti, J.; Ciavatta, F.; Iurino, D.A.; Mecozzi, B.; Sardella, R., 2017. A juvenile Rhinocerotidae neurocranium from the middle-Late Pleistocene site of Melpignano (Apulia, Italy) - CT-SCAN analysis and virtual restoration. *XVII Edizione Giornate di Paleontologia*, Anagni, 24-26 Maggio 2017: poster w/ five figs.
- Dashzeveg, D., 1991. Hyracodontids and rhinocerotids (Mammalia, Perissodactyla, Rhinocerotidae) from the Paleogene of Mongolia. *Palaeovertebrata* 21 (1-2): 1-84, 37 figs, 23 tabs.
- Diedrich, C.G., 2012. Europe's first Upper Pleistocene *Crocota crocuta spelaea* (Goldfuss 1823) skeleton from the Koneprusy Caves: a hyena cave prey depot site in the Bohemian Karst (Czech Republic). *Historical Biology* 24 (1): 69-84.
- Liubin, V.P.; Belyaeva, E.V., 2008. New data on the Early Paleolithic of Armenia. In: *Early Paleolithic of Eurasia - New Discoveries*, International Conference Program and Abstracts, Krasnodar–Temriuk, 1–6 September 2008, Rostov-on-Don: pp. 163-164.
- Made, J. van der; Rosell, J.; Blasco, R., 2017. Faunas from Atapuerca at the Early–Middle Pleistocene limit: The ungulates from level TD8 in the context of climatic change. *Quaternary International* 433: 296-346.
- Marra, F.; Petronio, C.; Salari L.; Florindo, F.; Giaccio, B.; Sottili, G., 2018. A review of the Villafranchian fossiliferous sites of Latium in the framework of the geodynamic setting and paleogeographic evolution of the Tyrrhenian Sea margin of central Italy. *Quaternary Science Reviews* 191: 299-317 - <https://doi.org/10.1016/j.quascirev.2018.05.011>.



Fossil Rhinos – continued


- Mecozzi, B.; Bellucci, L.; Fabio Bona, F.; Cicia, V.; Conti, J.; Iannucci, A.; Iurino, D.A.; Mazzini, I.; Pushkina, D.; Sanzi, R.; Strani, F. & Sardella, R., 2018. Preliminary analysis of the large mammal fauna from layers G to K of Grotta Romanelli, Apulia (Southern Italy). *Confer. of the XVIII Ediz. delle Giornate di Paleontologia della Società Paleontologica Italiana, Trento, Giugno 2018*: 2 pp..
- Métais, G.; Sen, S., 2018. The late Miocene mammals from the Konservat-Lagerstätte of Saint-Bauzile (Ardèche, France). *Comptes Rendus Palevol* 17: 479-493.
- Mkrtchyan, R.; Belmaker, M.; Hynek, S.; Belyaeva, E.; Aslanian, S., 2011. Stephanorhinus cf. hundsheimensis from Kurtan, a new early Pleistocene site in the Lori Plateau, Armenia – Implications for the biogeography of Rhinocerotidae. *Abstracts of the 71st Annual Meeting of the Society of Vertebrate Paleontology, Paris Las Vegas, Nevada, November 2-5 2011*, p. 159.
- Nioradze, M.G.; Nioradze, G.N., 2008. Early Paleolithic of Georgia (Based on the materials of Dmanisi). In: *Early Paleolithic of Eurasia - New Discoveries*, International Conference Program and Abstracts Krasnodar–Temriuk, 1–6 September 2008, Rostov-on-Don, pp. 170-172.
- Pandolfi, L.; Spadi, M.; Martinetto, E.; Kotsakis, T.; Esu, D., 2017. New data on the Lower Pleistocene (Gelasian) lignite beds of Castel San Pietro (Rieti, Central Italy). *Rivista Italiana di Paleontologia e Stratigrafia*, Milano 123 (2): 335-346, 6 figs.
- Ros-Montoya, S.; Martínez-Navarro, B.; Espigares, M.P.; Guerra-Merchán, A.; García-Aguilar, J.M.; Piñero, P.; Rodríguez-Rueda, A.; Agustí, J.; Oms, O.; Palmqvist P., 2017. A new Ruscinian site in Europe: Baza-1 (Baza basin, Andalusia, Spain). *Comptes Rendus Palevol* 16: 746-761.
- Sablin, M.V., 2008. The most probable age of the Sinyaya Balka (Bogatyri) locality. In: *Early Paleolithic of Eurasia - New Discoveries*, International Conference Program and Abstracts, Krasnodar–Temriuk, 1–6 September 2008, Rostov-on-Don: pp. 177-179.
- Sardella, R.; Bellucci, L.; Bona, F.; Cherin, M.; Iurino, D.A. ; Rook, L., 2018. Before and after the earliest Homo dispersal in Europe: Evidence from the early Pleistocene sites of the Italian Peninsula. *Comptes Rendus Palevol* 17: 287-295.
- Scholtz, G.; Amson, E.; Witzel-Scholtz, B., 2018. Zwei Unterkiefer des Wollnashorns (†Coelodonta antiquitatis) aus Berlin Spandau. *Sitzungsberichte der Gesellschaft Naturforschender Freunde zu Berlin (N.F.)* 53: 137-147.
- Shchelinsky, V.E.; Dodonov, A.E.; Bajgusheva, V.S.; Kulakov, S.A.; Simakova, A.N. ; Tesakov, A.S.; Titov, V.V., 2008. Early Paleolithic sites on the Taman Peninsula (Southern Azov Sea Region). in: *Early Paleolithic of Eurasia: New Discoveries*, International Conference Program and Abstracts, Krasnodar–Temriuk, 1–6 September 2008, Rostov-on-Don, pp. 109-114, 2 figs.
- Sotnikova, M.V., 2008. Carnivore assemblages of the Taman fauna and related Early Pleistocene mammalian communities in the context of biochronological definition of the Early Paleolithic sites. In: *Early Paleolithic of Eurasia: New Discoveries*, International Conference Program and Abstracts, Krasnodar–Temriuk, 1–6 September 2008, Rostov-on-Don: pp. 182-185, 2 tabs.
- Stepanchuk, V.N.; Rekovetz, L.I., 2008. Lower Paleolithic of Ukraine – Current state of research. In: *Early Paleolithic of Eurasia - New Discoveries*, International Conference Program and Abstracts Krasnodar–Temriuk, 1–6 September 2008, Rostov-on-Don: pp. 185-186.
- Sun, Dan-Hui; Li, Yu; Deng Tao, 2018. A new species of Chilotherium (Perissodactyla, Rhinocerotidae) from the Late Miocene of Qingyang, Gansu, China. *Vertebrata Palasiatica*, Beijing 7: 216-228, 6 figs [doi:10.19615/j.cnki.1000-3118.180109].



Fossil Rhinos – continued

- Tissier, J.; Becker, D.; Codrea, V.; Costeur, L.; Farcas, C.; Solomon, A.; Venczel, M.; Maridet, O., 2018. New data on Amarynodontidae (Mammalia, Perissodactyla) from Eastern Europe - Phylogenetic and palaeobiogeographic implications around the Eocene-Oligocene transition. *PLoS ONE* 13 (4):e0193774: 35 pp., 9 figs.
- Wang, Hai-Bing; Bai, Bin; Meng, Jin; Wang, Yuan-Qing, 2018. A new species of *Forstercooperia* (Perissodactyla: Paraceratheriidae) from Northern China with a systematic revision of *Forstercooperiines*. *American Museum Novitates*, New York 3897: 41 pp, 10 figs.

THANK YOU
AUTHORS, PUBLISHERS, SPONSORS, EDITORS, BOARD MEMBERS, USERS
FOR YOUR SUPPORT OF THE RHINO RESOURCE CENTER
NOW OVER 50 ISSUES OF THE NEWSLETTER



[Contact us:](#)

Rhino Resource Center

Dr Kees Rookmaaker - Email: rhinorrc [at] gmail.com

Dr Kees Rookmaaker has actively worked on the biology and history of the rhinoceros for 50 years. He is a member of the IUCN-SSC Asian Rhino Specialist Group, and advisor to the EAZA Rhino TAG and to the International Rhino Foundation. He is the editor of the rhino section of *Pachyderm*. Author of eight books on African and Asian exploration and on the rhinoceros, as well over two hundred shorter publications, many in peer-reviewed journals. Until 2015, he worked as a Senior Research Fellow on [Darwin Online](#) and [Wallace Online](#) at the National University of Singapore. He was Secretary of the International Commission on Zoological Nomenclature (ICZN) for a short period in 2015. The Society for the History of Natural History awarded him their Founder's Medal, and he served in the Council for several years.