

## EXPLANATION OF PLATES

Photographs not retouched. All photographs are  
one-fifth natural size

EXPLANATION OF PLATE 61

*Aphelops mutilus* skull. U.C. Mus. Pal. No. 30252 from Locality 20, Hemphill County, Texas. Left lateral view.



EXPLANATION OF PLATE 62

*Aphelops mutilus* skull. U.C. Mus. Pal. No. 30252 from Locality 20, Hemphill County, Texas. Ventral view, well worn dentition, third and fourth premolar of right side broken out.



EXPLANATION OF PLATE 63

*Aphelops mutilus* skull. U.C. Mus. Pal. No. 30252 from Locality 20, Hemphill County, Texas. Dorsal view showing slight crushing of frontal region, tips of nasals broken off, and some restoration of lambdoidal crest.



EXPLANATION OF PLATE 64

*Aphelops mutilus* lower jaws, U.C. Mus. Pal. No. 30252, from Locality 20, Hemphill County, Texas.

Fig. 1. Oclusal view showing heavily worn teeth and broken ends of mandibular ramus.

Fig. 2. Right lateral view showing diastema between incisors and third premolar.





Fig. 1.

Fig. 2.

EXPLANATION OF PLATE 65

*Aphelops mutilus* palate, U.C. Mus. Pal. No. 30253, from Locality 20, Hemphill County, Texas. Occlusal view, showing little worn teeth.



EXPLANATION OF PLATE 66

*Aphelops mutilus* lower jaws, U.C. Mus. Pal. No. 30256, from Locality 20,  
Hemphill County, Texas.

Fig. 1. Right lateral view.

Fig. 2. Oclusal view of well worn teeth;  $M_1$  defective.



Fig. 1



Fig. 2

EXPLANATION OF PLATE 67

*Aphelops mutilus* lower jaws, U.C. Mus. Pal. No. 30255 from Locality 20,  
Hemphill County, Texas.

Fig. 1. Left lateral view.

Fig. 2. Occlusal view of well worn teeth.

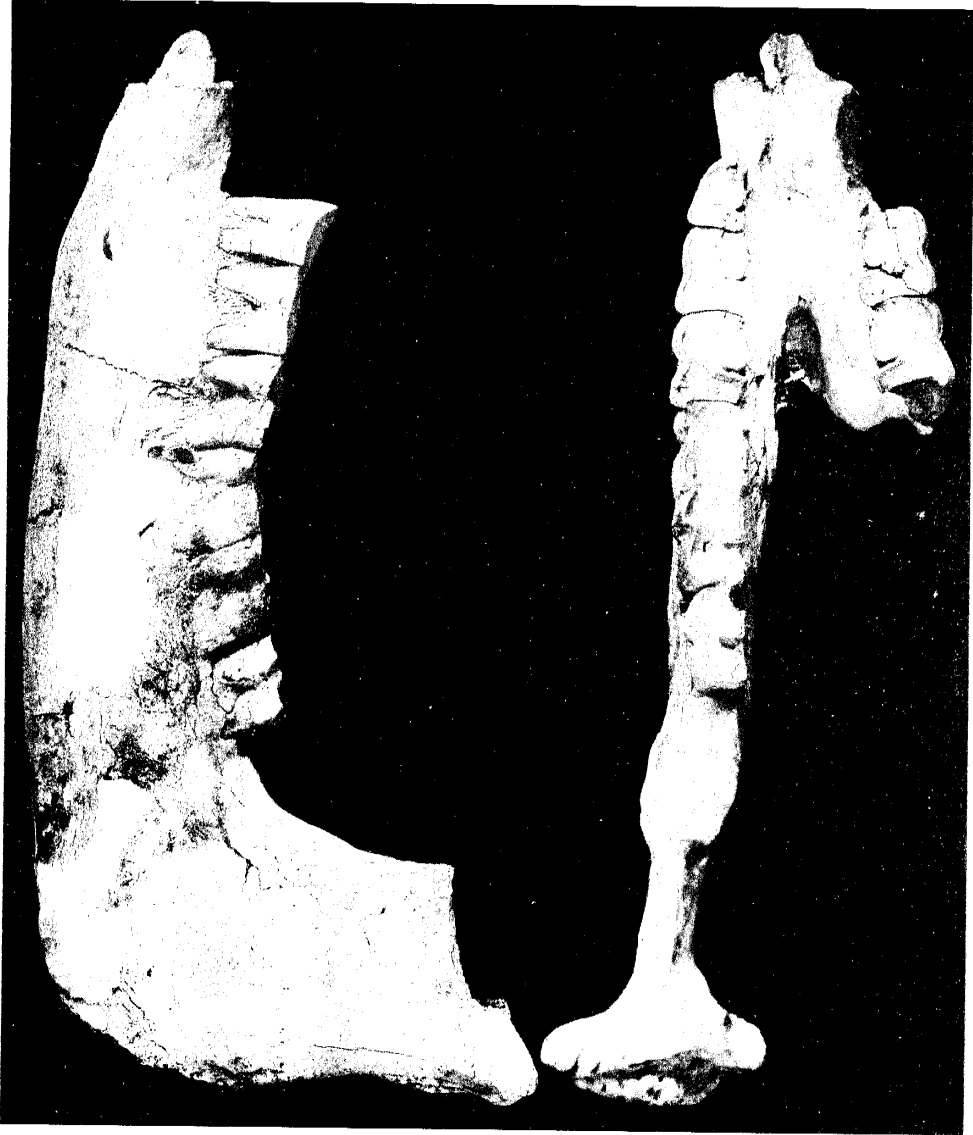


Fig. 1.

Fig. 2.



Fig. 1



Fig. 2



EXPLANATION OF PLATE 66

*Aphelops mutilus* lower jaws, U.C. Mus. Pal. No. 30256, from Locality 20,  
Hemphill County, Texas.

Fig. 1. Right lateral view.

Fig. 2. Occlusal view of well worn teeth;  $M_7$  defective.

EXPLANATION OF PLATE 68

*Aphelops mutilus* skull, U.C. Mus. Pal. No. 30301, from Higgins A, Lipscomb County, Texas. Right lateral view.

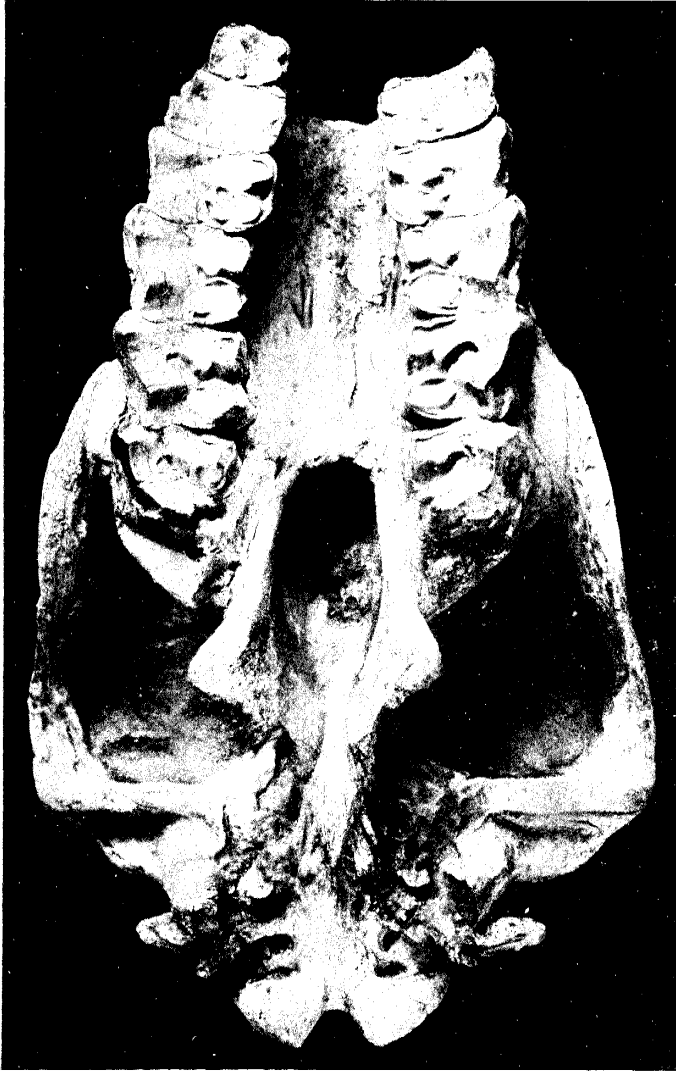
UNIV. CALIF. PUBL. BULL. DEPT. GEOL. SCI.

[MATTHEW] VOL. 20. PL. 58



EXPLANATION OF PLATE 69

*Aphelops mutilus* skull, U.C. Mus. Pal. No. 30301, from Higgins A, Lipscomb County, Texas. Ventral view showing well worn teeth.



EXPLANATION OF PLATE 70

*Aphelops nutilus* skull, U.C. Mus. Pal. No. 30301, from Higgins A, Lipscomb County, Texas. Dorsal view.



EXPLANATION OF PLATE 71

*Aphelops mutilus* skulls from Higgins A, Lipscomb County, Texas.

Fig. 1. Right lateral view of specimen, U.C. Mus. Pal. No. 30302.

Fig. 2. Left lateral view of specimen, U.C. Mus. Pal. No. 30300.



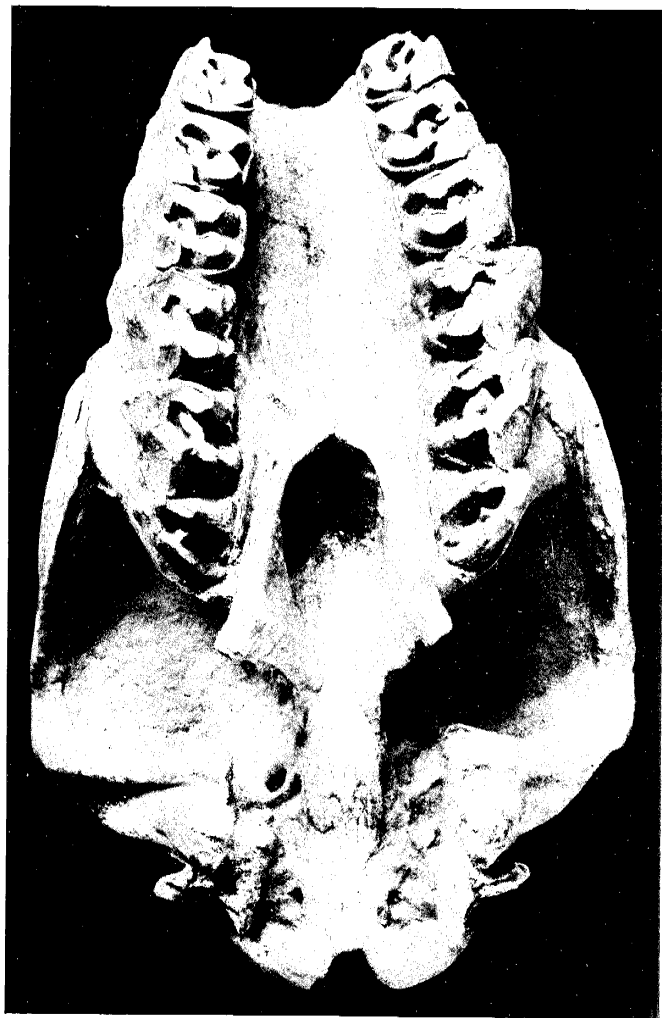


Fig. 1.

Fig. 2.

EXPLANATION OF PLATE 72

*Aphelops mutilus* skull, U.C. Mus. Pal. No. 30300, from Higgins A, Lipscomb County, Texas. Ventral view showing moderately worn teeth.



EXPLANATION OF PLATE 73

*Aphelops mutilus* skull, U.C. Mus. Pal. No. 30300, from Higgins A, Lipscomb County, Texas. Dorsal view.



EXPLANATION OF PLATE 74

*Aphelops mutilus* skull, U.C. Mus. Pal. No. 30302, from Higgins A, Lipscomb County, Texas. Ventral view showing broken teeth.



EXPLANATION OF PLATE 75

Fig. 1. *Aphelops mutilus* skull, U.C. Mus. Pal. No. 30302 from Higgins A, Lipscomb County, Texas. Dorsal view.

Fig. 2. *Aphelops mutilus* portion of lower jaw, U.C. Mus. Pal. No. 30268, from Locality 20, Hemphill County, Texas. Occlusal view showing little worn teeth; P<sub>7</sub>-M<sub>3</sub>; M<sub>3</sub> emerging.





Fig. 1.

Fig. 2.

EXPLANATION OF PLATE 76

*Teleoceras fossiger* skull and jaws, U.C. Mus. Pal. No. 31034, from quarry near Ainsworth, Brown County, Nebraska. Exchange from E. H. Barbour. Left lateral view of skull and jaws.



EXPLANATION OF PLATE 77

*Teleoceras fossiger* skull, U.C. Mus. Pal. No. 31034, from quarry near Ainsworth,  
Brown County, Nebraska. Dorsal view.



EXPLANATION OF PLATE 78

*Teloceras fossiger* skull and jaws, U.C. Mus. Pal. No. 31034, from quarry near Ainsworth, Brown County, Nebraska. Ventral view of skull, showing moderately worn teeth.



EPLANATION OF PLATE 79

*Teleoceras fossiger* skull and jaws, U.C. Mus. Pal. No. 31034, from quarry near Ainsworth, Brown County, Nebraska. Occlusal view of lower jaw.



