

SOUTH AFRICA COUNTRY REPORT – MIKE KNIGHT (attached as RSA.pdf)

1a. Conservation plan (black rhino)

- Updated in 2003
- Vision (long term) –2000 rhino in 3 pops of >100 individs & further 10 of >50 individs
- Short term (2012) : (1855 *D.b.minor*, 90 *D.b.bicornis*, *Db.michaeli* =MEPCC)
- Increasing at min 5% p/a

1b. Conservation plan (white rhino)

- Developed in 1999, accepted by DEAT
 - Achieve growth rate of >5%,
 - (State land): 2 populations of > 1000 rhinos, 3 > 100, and 10 > 50
 - (Private land): 3 > 100 and 5 > 50.
- To reduce poaching and convictions
- To develop socio-economic sustainability and the flow of benefits based on sustainable use.
- Standards of animal welfare.
- Participation and involvement of communities and other stake-holders.
- Effective co-ordination of the white rhino industry.

2. Committees

- Rhino management Group (RMG)
 - 9 Provincial conserv orgs, SANParks, reps (Namibia, Swaziland, Zimbabwe), Prvt owners, experts.
 - Meet once per 18mths (met in 2003)
- SADC Regional Rhino Programme
- Rhino & Elephant Security Group (RESG): reconstituted & functional, meet regularly.
- African Rhino Owners Association (AROA)

Total number of black rhinos by subspecies by year

Year	Total
1997	1043
1999	1135
2001	1175
2002	1217
2003	1286

Black rhino pops (as of 2003): 1286

- D.b. minor*: 1179
- D.b. bicornis*: 71
- D.b. michaeli*: 36

Rate of increase since 1997

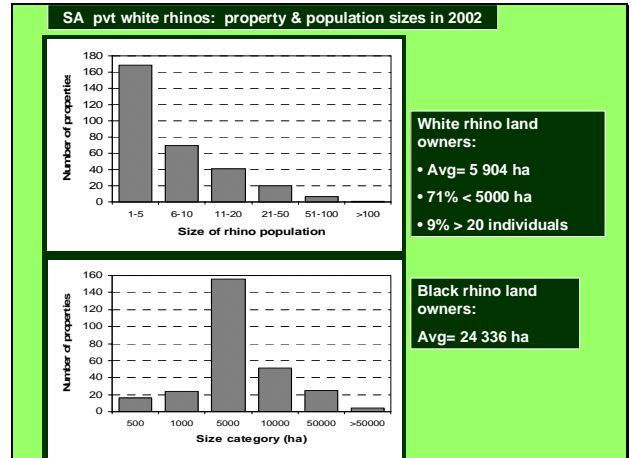
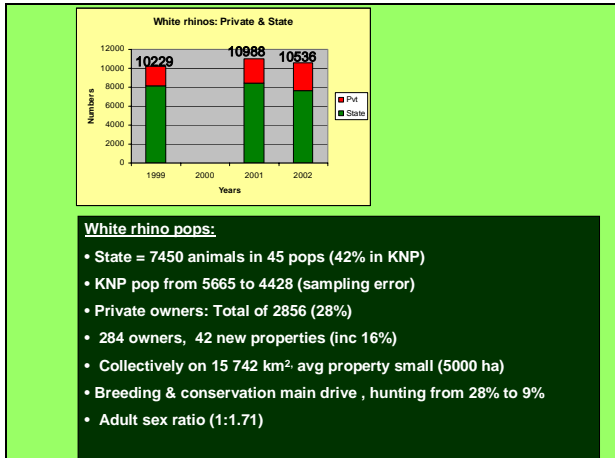
Year	D.b. bicornis	D.b. minor	D.b. michaeli	all
1999	~1.080	~1.000	~1.000	~1.000
2001	~1.080	~1.000	~1.000	~1.000
2002	~1.080	~1.000	~1.000	~1.000
2003	~1.100	~1.000	~1.000	~1.000

Black rhinos in State or Pvt hands

Year	Total
1997	60
1999	81
2001	117
2002	148
2003	168

Pvt black rhino owners:

- Increased 14 to 18 between 2001-03, up from 11 in 1999
- 4 non breeding (3 bulls only)
- B rhino = 168 (115 *minor*, 36 *michaeli*, 17 *bicornis*)
- 13 props avg 10 animals,
- Avg prop = 243 km² up on 163 km²
- Adult sex ratio (1.0:1.4) – good
- Owners 50% foreign – aesthetics , not business



Trade in rhinos:

White rhinos (2002)

- Hunted: 25 (24.1)down
- Avg price: US\$21 000 - \$50 000 (R171 000 – R186 000)
- Green hunting: 3 properties (\$6 000)

Black rhinos (2002)

- 16 sold in 2002: US\$71 000 – \$93 000 (up by \$9 000) (R467 –R615k)
- Bulls put on auctions – limited interest

Table. Rhinos removed and introduced into SA pops.

Year	Subspecies	Removed	Introduced
2002	<i>D. b. minor</i>	22	2
	<i>D. b. bicornis</i>	5	5
	<i>D. b. michaeli</i>	0	0
	<i>C. s. simum</i>	279	
2003	<i>D. b. minor</i>	21	0
	<i>D. b. bicornis</i>	1	5
	<i>D. b. michaeli</i>	5	5
	<i>C. s. simum</i>	Min 205	

Translocations:

- Black rhinos (54); white rhinos (484 with 178 from pvt sector)
 - *Db minor* (2.2) – Chiefs Island, Botswana – regional swop
 - *Db minor* (2.3) – N. Luangwa NP
 - *Db minor* (2.0) – from Swaziland
 - *Db bicornis* (2.2) – into Addo from Namibia
 - 27 white rhinos to Chiefs Island, Botswana
 - 16 *Db minor* into state-communal –pvt (EKNZ) (2004)

Translocations:

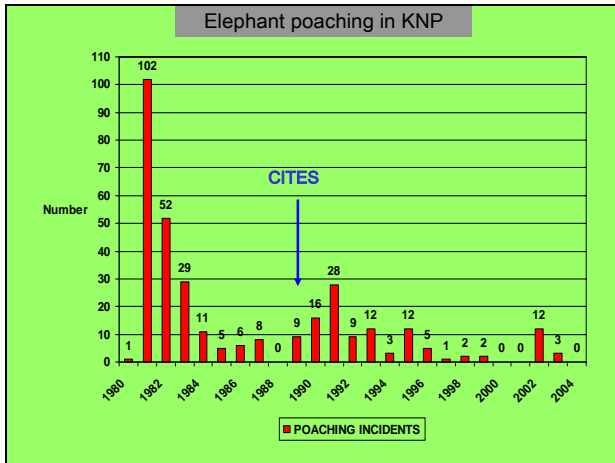
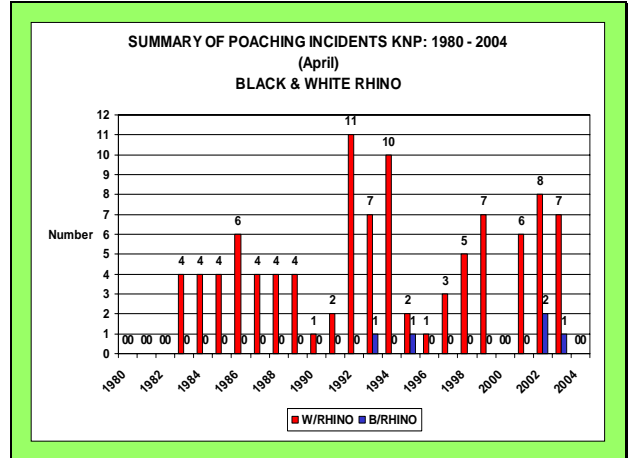
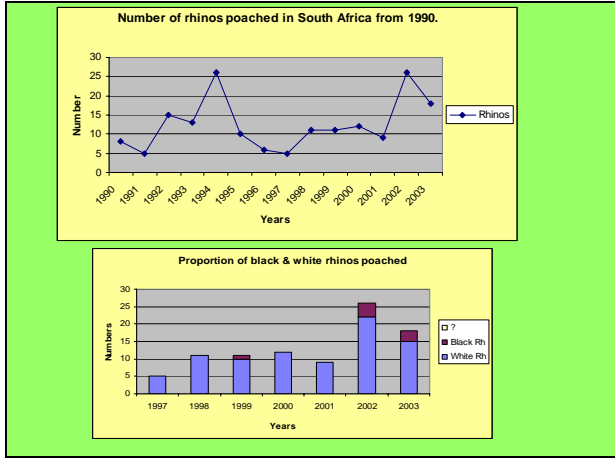
- Black rhinos (54); white rhinos (484 with 178 from pvt sector)
 - *Db minor* (2.2) – Chiefs Island, Botswana – regional swop
 - *Db minor* (2.3) – N. Luangwa NP
 - *Db minor* (2.0) – from Swaziland
 - *Db bicornis* (2.2) – into Addo from Namibia
 - 27 white rhinos to Chiefs Island, Botswana
 - 16 *Db minor* into state-communal –pvt (EKNZ) (2004)

Table. Rhinos poached in SA in 2002-3.

Year	Species	Number
2002	Black	4
	White	22
	TOTAL	26
2003	Black	3
	White	15
	TOTAL	18

Poaching (2002-3):

- Restricted mainly to KwaZulu-Natal & Kruger
 - Hunting & spearing (50%)
 - Snaring (11%) – need watch this
 - Unknown (39%)
 - Poaching highest in 15 yrs!
 - Emergence of syndicates is worrying



- Horn stocks in SA (2004)**
- Min 5748 horns, about 11674 kg held by conservation & pvt sector
 - 66% of continental horn stock (17620 Kgs)
 - Avg mass = 2.03 kg/horn
 - Kwazulu-Natal & SANParks = 72% SA horns
 - Private sector accounts for ~ 9.5% of horns (25% of animals!!!)
 - 130 (46%) of pvt owners have horn with 60% registered.
 - Recent Traffic meeting in Pretoria
 - Databases differ between provinces - need consolidated database

As of date	Province/organisation	Office	Species	Legal/illegal	till 2003	# owners with horns	Avg	Sub tot by org	Subtots by org
					Accumul # horns	Accumul wt		#horns	Mass (Kg)
2003 E Cape	Tsolwane		White		14	?			
2003 E Cape	Mpofu		White		3	9.17	3.06		
2003 E Cape	Double Drift		White		0	0			
2003 E Cape	Dwesa		White		2	?			
2003 E Cape	Thomas Baine		White		0	0			
2003 E Cape	GFRR		?		?	62.9		19	72.07
2003 Free State	Bloemfontein		?		61	169.243	2.77	61	169.243
2000 Gauteng			?		416	894.6		416	894.6
2004/04/24 KN					2966	5684	1.92	2966	5684
2003/10/07 Limpopo	Polokwane		White		46	112.08	2.44	46	112.08
2004 Mpumalanga			Black		87	189	2.17		
2004 Mpumalanga			White	Confiscated	19	41.5	2.18	106	230.50
2004 NW Province			Black	Legal	20	16.1	0.81		
2004 NW Province			White	Legal	328	650.488	1.98		
2004 NW Province			White	Confiscated	17	47.19	2.78	365	713.78
2002 Pvt			?		537	1122	2.09	537	1122
2002/12/10 SANParks	Kimberley				92	59.3	0.64		
2003 SANParks	KNP				965	2440.8	2.53		
2004/05/01 SANParks	Addo		Black		105	55.66	0.53		
2004/05/01 SANParks	Augrabies		Black		14	8.86	0.63		
2004/05/01 SANParks	Karoo		Black		7	1.63	0.23	1183	2566.27
2004 W Cape			?		24	33.04	2.54		
2004 W Cape			?		25	76.41667	2.5	49	109.46
					5748	11674	2.03	5748	11674.00

Table. Rhino horn seizures, arrests in SA in 2002-3.

Year	Arrests	Horns missing	Horns seized	False horn	Cases pending
2002	11	5	22	0	1
2003	21	7	35	2	2

Law enforcement (2002-3):

- Total 32 arrests
- 57 horn seizures
- Environmental courts started
- New legislation (Protected Area Act & Biodiversity Bill) confusion!

Black rhino status report résumé (1999 - 2001):

- Metapopulation:
 - *Db minor* : 2%
 - *Db bicornis* : 6.5% (Namibia 7.3%)
- High mortalities in the SA population (fighting mainly)
- ICI (*Db bicornis* 2.2 yrs vs *Db minor* 3.2 yrs)
- Large areas, min. pop pressure
- Larger *Db minor* pops not performing well

Rhino related issues (2002-3):

- Questionnaire survey of pvt land owners in 2003.
- New Minister
- Strategic plan for rhinos in SANParks (WWF) – no funds to implement
- Biological Management ws (SADC RPRC)
- New areas
 - Ezemvelo Kwazulu-Natal: public-pvt-communal reserve
 - SANParks: increased land holding by 5 000 km² since 1995
 - New rhino reserves (Venetia (Mapungubwe NP), Mountain Zebra NP)

Concerns (2002-3):

- Surplus bulls (20 areas) - hunting proposal accepted @ COP
- Need to further enhance new pops (N. Luangwa NP; Moremi)
- Rhino horn database
- Establishment of rhino on communal land
- *Db minor* pops performing badly
- Focus on large habitat areas
- Translocation policy (conflict conservation vs economics)